

# GH-900Plus HbA1c Analyzer

## TECHNICAL SPECS

Methodology	High - Performance Liquid Chromatography (HPLC)
Test Modes	Variant Mode (A1c\E\D\S\C)
Test Range	3% - 18%
Precision	CV ≤ 1.5%
Test Speed	130 Secs / Test
Sample Type	Venous Blood, Finger Peripheral Blood, Lyophilized Whole Blood 10μL(whole blood), 400μL (Diluted blood)
Auto Sample Station	5 Positions/Rack
Photometer	415nm + 500nm Detector
Filter	≥ 400T
Display	10.1" TFT True Color LCD Touch Screen
Software	Linux Software with Self - Diagnosis to Monitor and Detect System Errors
Reagent Kit	Eluent A, Eluent B, Hemolysin L, Calibrator; QC Material
Information Input	Scanner or Touch Keypad
Storage	4000 Sample Results
Connection	USB, LAN, LIS Compatible
Printer	Thermal Printer
Operation	Temperature 10 ~ 30 °C ( 50 ~ 86 °F )
Humidity	≤ 80%
Power	AC 100-240V 50/60HZ 120VA
Dimensions	450mm(L)*360mm(W)*540mm(H)
Weight	32.8KG



Lifotronic Technology Co., Ltd.



## GH-900Plus HbA1c Analyzer

[en.lifotronic.com](http://en.lifotronic.com)

# GH-900Plus HbA1c Analyzer



Lifotronic fully automated GH-900Plus HbA1c Analyzer supports fast HbA1c results output in 130 seconds without Hb variant interference. It provides the outstanding solution for reliable diabetic monitoring. No sample preparation and walk-away operation.

### HPLC Technology – Gold Standard Methodology

- NGSP and IFCC Certified
- HbA1c Results within 130 Seconds
- 5 samples loading capacity, suitable for medium to small labs

### Fully Automated - To Minimize Operation Steps

- No sample preparation
- Fully automated system cleaning after test
- External barcode scanner for sample identification

### Precise and Reliable – To Serve You Consistently

- Inter measuring  $CV \leq 1.5\%$  & Intra measuring  $CV's \leq 3\%$
- Superior quality chromatographic resolution to eliminate interferences

### Dual Wavelength Detection – To Avoid Interference

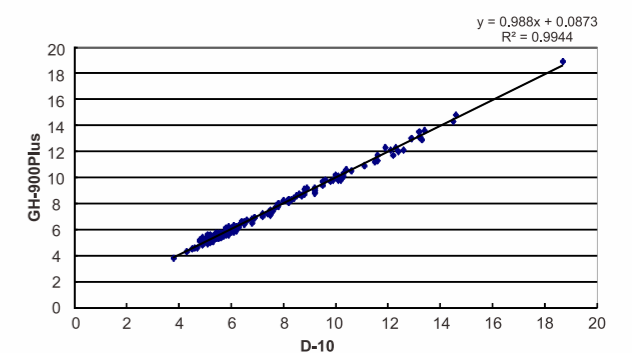
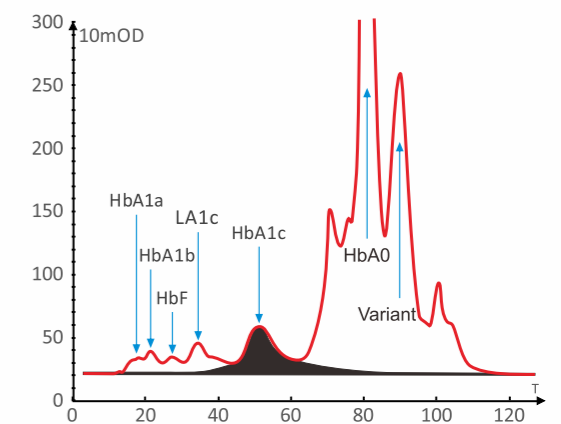
- To avoid the reagent peak interference
- More anti-interference abilities, the mutation factor interference to the peak can be easily counteracted
- To eliminate the nonspecific absorption of hemoglobin

### Degasser – For Better Result Accuracy

- More Stable Pressure, More Accurate Flow Rate
- To Reduce Background Absorption and Improve Detection Sensitivity
- To Improve the Separation Effect of Column and Prolong Its Lifetime

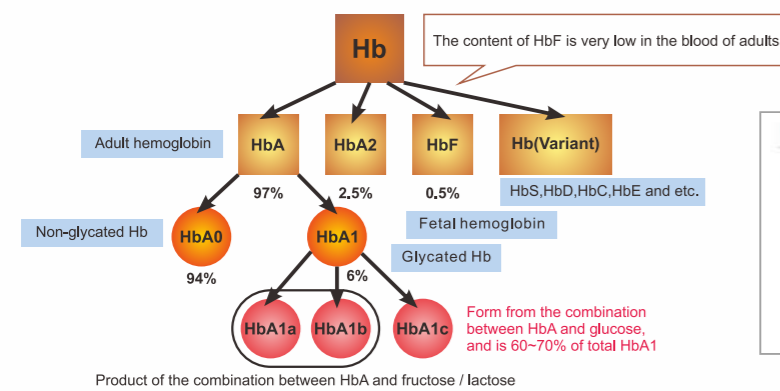
### Compact Size – To Minimize Space Requirements

- Small Footprint Reduces Bench Space Needed
- Most compact fully automated HPLC system



Correlation between GH-900Plus and D-10

### The Elements of Hemoglobin



IFCC



NGSP

### Gold Standard of Diabetes Diagnose

Glycosylated hemoglobin (HbA1c) is widely recognized as a Gold Standard to monitor diabetes, which can indicate the average plasma glucose concentration over 8 ~ 12 weeks.

### HPLC Methodology

High-Pressure Liquid Chromatography (HPLC), to separate HbA1c directly with measuring the absorbance points continually to form chromatogram. Using normal distribution curve fitting auto-iterative algorithm to get precise HbA1c testing result, excluding interference of variant and unstable hemoglobin like LA1c. Standard Analysis Mode will report HbA1a, HbA1b, HbF, LA1c, HbA1c, HbA0 peak areas and percentage. And the result also includes IFCC, NGSP and ADAG value for diverse client needs.